



NATURAL GREENWALLS®

The most versatile vertical planting system



INTRODUCTION

The vertical green solution

Natural Greenwalls® are sustainable vertical planting systems made from high-quality 100% recycled plastic. They are produced in Europe and sold exclusively by Ten Brinke Interieurbeplanting B.V. in the Netherland.

Why a plant wall?

Plants have many positive effects on both humans and the environment such as:

1. **Improved indoor climate:** Plants improve air quality by purifying it and increasing humidity.
2. **Improved acoustics:** The Natural Greenwalls® reduce sound reflections and optimizes acoustics.
3. **Health benefits:** People experience less dry eyes, are generally happier, and experience less stress when they spend more time in a nature-rich environment.
4. **Space-saving:** Your floor space remains available because a Natural Greenwall® only takes up 20 cm of width on your wall.



DANISH INNOVATION

Sustainable & Reliable

The system has been sustainably developed by the Danish Natural Greenwalls® and has proven to be extremely reliable since its launch in 2014.

Why the Natural Greenwalls®?

Natural Greenwalls® is a unique system because of its:

1. **Design flexibility:** Each plant wall is modular horizontally by 15cm and vertically by 20cm.
2. **Watering system:** The way plants are watered is unique because each plant has its individual dropper.
3. **Waterproofness:** No more leaking planters. Natural Greenwalls® offers 100% waterproofness thanks to high-quality waterproof plastic plant cassettes.



100% LEAK-PROOF



MODULAR SYSTEM



SUSTAINABLY PRODUCED



WATER SUPPLY

Always green thanks to our experts

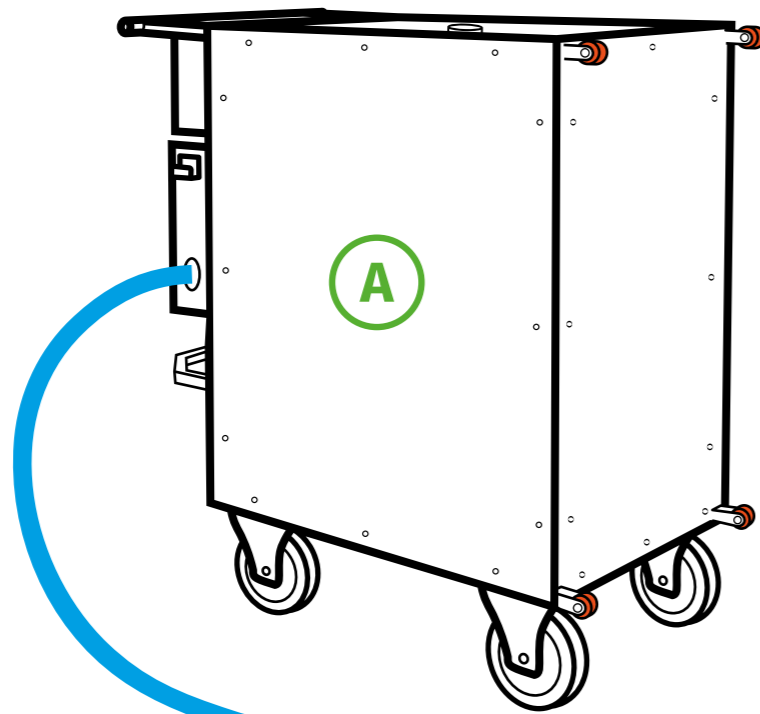
A green wall is only beautiful if it's truly green. Ensuring your plants stays healthy is essential. Luckily, our professionals know what it takes to keep your plants in top condition!



A Total maintenance

With total maintenance, we take care of your plant wall. We do this as often as necessary. We connect a water cart to the wall and provide your plants with the right nutrients using a powerful pump.

During this watering, we remove yellow leaves, replace plants if necessary, and prune for a fuller, more even growth!



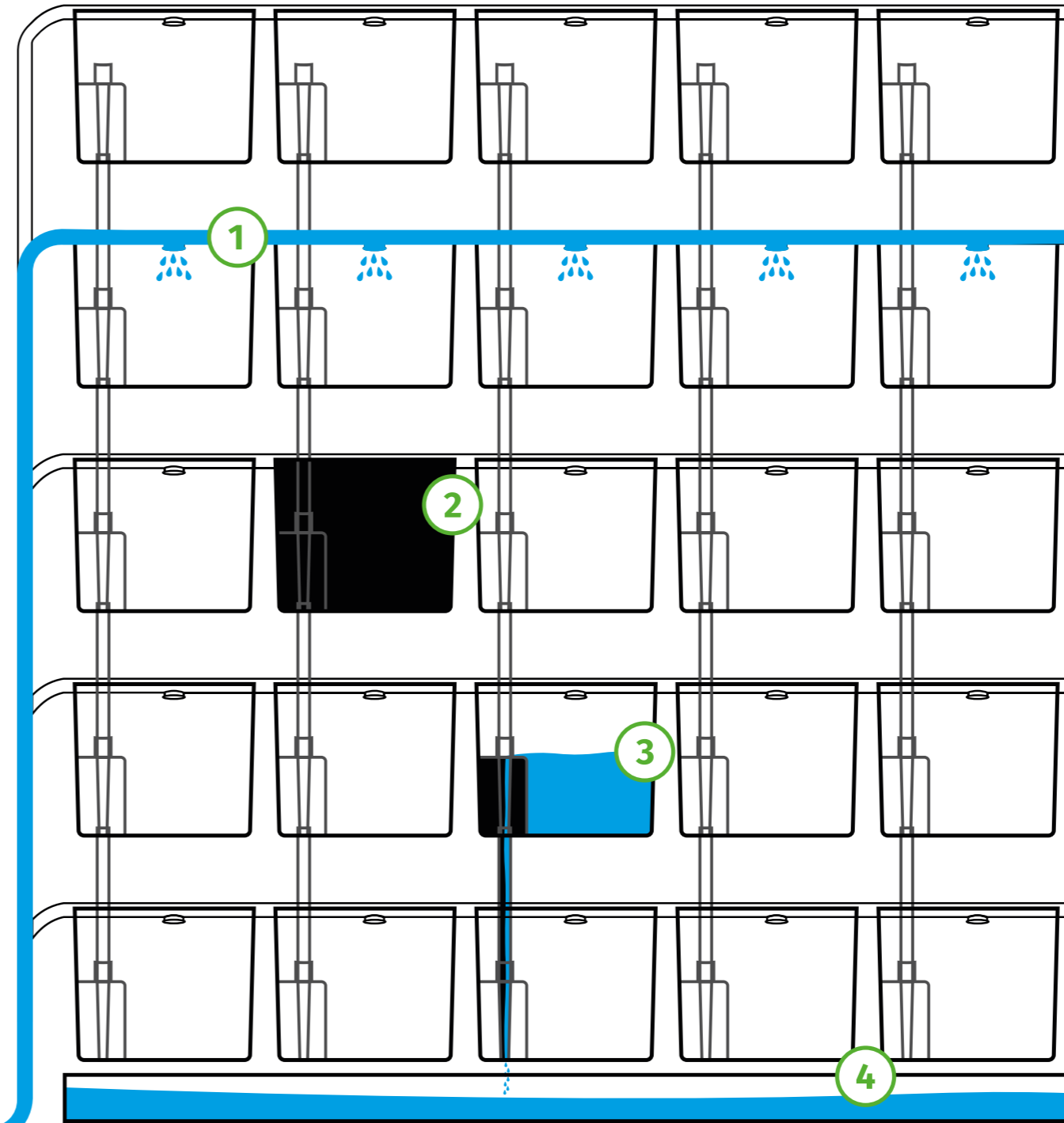
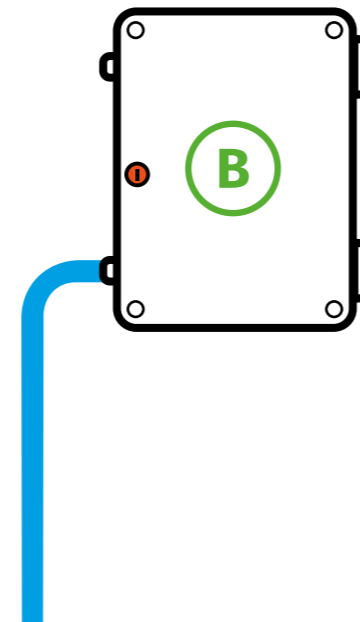
B Irrigation system

With an irrigation system, your wall is automatically supplied with water and nutrients. The system itself doses the right amount of nutrients. As a result, your wall consumes 30% less water than competing plant wall systems.

Our service team still comes to you for plant replacement and/or pruning tasks.

An automated drip system:

1. Saves up to 30% water per year;
2. Automatically doses nutrients.



HEALTHY GREEN

How it operates

1 Water supply

Each plant has its own dropper that provides water and nutrients. By placing the sprayers close to the plants, we minimize the chance of misses and ensure that each plant receives sufficient water.

2 Planter

The plastic container, in which the plant lives, is made of extra sturdy material that makes leakage impossible. Thanks to the handy click system, each plant is individually replaceable. Moreover, the roots of the plants do not come into contact with each other, reducing the risk of plant diseases and their spread.

3 Watering overflow

This ensures that excess water, once the plant has received enough, automatically flows into the drip tray. This prevents it from reaching other plants, thus preventing overwatering. When our service personnel see dripping in the drip tray, they know that the pots have enough water.

4 Drip tray or drainage

The drip tray catches excess water drained through the overflow system. This water evaporates naturally and contributes to better humidity. For large plant walls, adding a drainage system can be useful.

QUALITY ASSURED

Professionally installed!

The Natural Greenwalls® plant wall system is not only sustainably designed, but also suitable for secure attachment to all types of walls. Most plant walls are professionally installed within one day by our installation team.

Quality first

We only use high-quality materials. Everything has been extensively tested by both the manufacturer and us. This way you are assured of the quality you can expect from us.

Installation

- 1 Depending on the type of wall onto which the system will be mounted, we first attach a wooden frame as the basis for the wall.
- 2 We mount a back wall of 12 mm underlayment plates. In combination with the wooden frame, these plates form a sturdy base.
- 3 Plastic rails are mounted on the underlayment boards, and the drip system is installed.
- 4 The planters are placed in the rails, paying special attention to the position of the sprayer above the tray.

- 5 The decorative trim is mounted, and the drip tray is equipped with a grid to prevent blockages.
- 6 After completing installation, the plants are now acclimating to their new environment, adjusting to the light, humidity, and space around them.



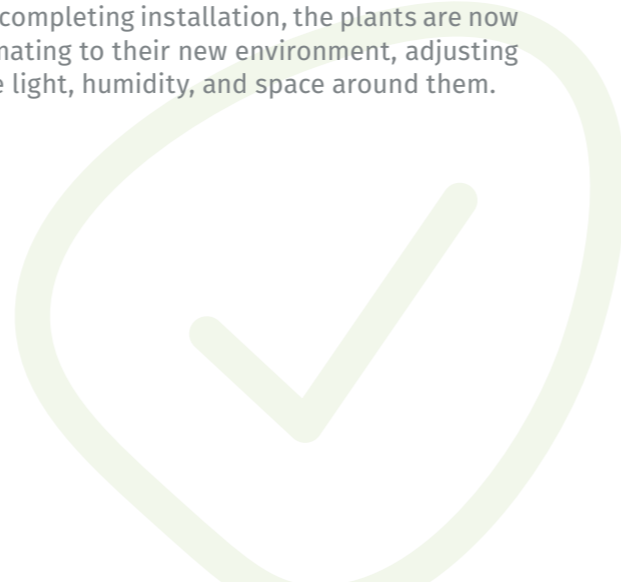


Photo taken approximately three months after installation.




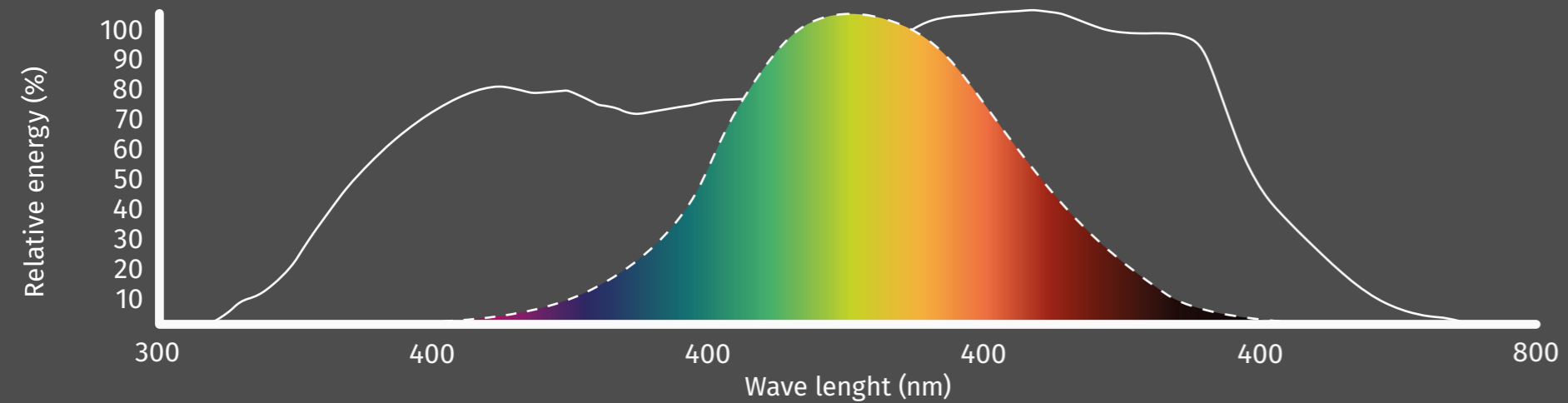
OPTIMIZED FOR YOUR GREENERY


Real plants everywhere, even in the darkest spaces

In addition to water, plants also need daylight. When natural light is out of reach for the plants, there may be a need for daylight simulation. We advise the right light source for your greenery, even in spaces without natural light.

Plants use light energy to feed, grow and become stronger. This process is called photosynthesis. We can achieve this in any room with Photosynthetic Active Radiation (PAR). We simulate daylight so that your greenery optimally enjoys the right conditions.

- visible for humans
- - invisible for humans





HANGING AND STANDING GREEN

Plant column

Hanging or standing, the plant column from Natural Greenwalls® fits into any interior. Thanks to its flexible applicability, living vertical greenery can be used without the need for a wall.

Because the system is available from a 40 cm diameter and 100 cm length, there is always a suitable plant column that meets your needs.

Design

The design and plant selection are tailored to your preferences. If you choose a combination of different plants, you create color and texture variations in the plant column. Prefer uniformity in the plant design? Then you'll bring a calming atmosphere to your space.

Prefer tailored advice? Contact our sales department at +31 (0)88 - 33 - 24 000 and schedule an on-site appointment with one of our designers!



TAILOR MADE



MODULAIR



ACOUSTIC





MOBILE GREENWALL

Plantdivider

Mobile and versatile, the Plantdivider from Natural Greenwalls® is an asset to any interior and offers the possibility to integrate living vertical greenery without the need for a fixed wall. This mobile solution is ideal for multifunctional spaces and adaptable to changing interior needs.

Design

The design and plant selection of the Plantdivider are fully customized to your preferences. Do you want to vary with different plants for color and texture diversity? Or do you prefer uniform planting for a calming effect? The choice is yours.

Prefer tailored advice? Contact our sales department at +31 (0)88 - 33 - 24 000 and schedule an on-site appointment with one of our designers!



TAILOR MADE





MODULAIR



ACOUSTIC





NATURAL GREENWALLS®

**Request tailored advice
by contacting us at:**

Ten-Brinke.nl/en/

or

+31 (0) 88 - 33 24 000



natural  greenwalls®

Natural Greenwalls® is a registered
trademark & a patented system.



Copyright © Ten Brinke Interieurbeplanting B.V. 2025
All rights reserved.